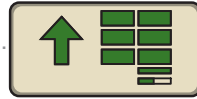


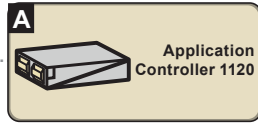
John Deere Mobile Weather Quick Reference Guide

Mobile Weather Setup

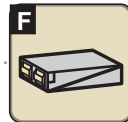
1. Select Main Menu button



2. Select Application Controller 1120 button



3. Select the Application Controller 1120 Main Menu button and access



App Controller 1120 Main Menu

→ Mobile Weather Main

4. Select the Setup Menu button and access

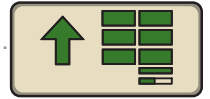


App Controller 1120 Setup

- Mobile Weather Setup
- Baud Rate Selection
- Version Information
- I/O Voltages
- Activation Entry

Weather Alerts Setup

1. Select Main Menu button



2. Select Application Controller 1120 button



3. Select the Setup Menu button and access



App Controller 1120 Setup

→ Mobile Weather Setup

4. Select Mobile Weather Setup

Mobile Weather Setup



5. Set Mobile Weather Setup warning limits

Mobile Weather Setup

- High Temp
- High DeltaT
- High Wind
- Direction Limit

Mobile Weather Setup	
High Temp (F)	80.0
High DeltaT (F)	18.0
High Wind (mph)	15.0
Direction Limit OFF	

Weather Station Main/Run Page Options



Only GreenStar 3 2630 will be capable of documenting weather data. Mobile Weather will start recording automatically once coverage documentation begins on the display.

Right Panel Run Page Option

Note: Right panel display items will change color when high limit warnings are reached.

Quarter Panel Run Page Option

Note: Quarter panel display items will NOT change color when high limit warnings are reached.